


2024 PARD YOUTH VOLLEYBALL POLICY HANDBOOK



PARD Office Supervisor

Tisha Smith

PARD Recreation Coordinator

Christa Stewart

christas@pard1.com

PARD Youth Volleyball Commissioner

Mike Brown



Dear Coaches:

Welcome to the 2024 Summer Volleyball Season. We greatly appreciate the dedication of your time and energy to make this season a success. The role of a youth sports coach can be a very rewarding experience. There are some very important issues to address that will make your experience more enjoyable. This handbook will serve as a guide to help you navigate throughout the season.

Communication: You must communicate regularly with the parents/guardians of your team members. Putting information in writing and distributing this to your players/parents helps tremendously. Also, it is imperative that your players know your name and phone number in the event of an emergency.

Preparation: It is just as important to be prepared for the task at hand, whether it is practice or getting ready for a game. Being prepared covers a wide variety of fundamental issues such as practice organization, proper equipment, rule knowledge, and an understanding of the program.

Safety: Accidents occur most frequently when players are fooling around and not paying attention to your directions. You need to be constantly aware of safety needs and concerns. Thorough knowledge and understanding of good safety procedures will help reduce accidents.

Above all REMEMBER, you are dealing with children in a child's game where the best form of motivation is enthusiasm and positive reinforcement. If the experience is FUN for you, it will also be fun for the players on your team.

Thank you for volunteering your time and have a great season.

Content:

- ★ General Information
- ★ Volleyball Coach On-Court/Practice Advice
- ★ Coach Expectations
- ★ Coaches Code of Ethics
- ★ Basic Volleyball Rules
- ★ Age Division Rules
- ★ Additional PARD Volleyball Rules
- ★ Volleyball Penalty Cards for Coaches & Players
- ★ Volleyball Terminology
- ★ Official's Signals
- ★ Positions in Volleyball
- ★ Allstars/Championship Rules

General Information

Practices:

Each team will practice twice a week for the first few weeks before games start. Practice will take place 2x's per week on Monday - Friday until the first week of games. When games begin each team will practice once a week. Times and days for practice will be announced after the drafts. If a practice day or time does not work for you, it will be your responsibility as a coach to see if another coach will be willing to trade days or times with you. These changes **MUST BE REPORTED** to the PARD office for scheduling purposes. Also, please inform your division officer if you or your assistant will not be able to do the practice. They will see what they can do to help with the practice.

Scrimmages:

There will be 2 scrimmage games before the regular season games begin. Officials will be at scrimmage games if you have questions about the game or the rules this will be the time to ask the officials. The scoreboard and the time clock will be used so the teams will get a feel for how the regular games will be conducted. The scrimmage games will not count toward the stats for the teams.

Games:

Regular season games will be played every Tuesday and Thursday night starting in July.

Shirts:

We will try to have team shirts ready the week of the scrimmage games. Coaches will be contacted when shirts are ready for pick-up. All team members AND coaches must wear their team shirts to be permitted to play in the game and be on the court during games. If a player or any coach is not in uniform, they will not be allowed to be on the floor! **THERE WILL BE NO EXCEPTION TO THIS RULE.**

Conduct:

All coaches and parents are expected to follow the code of conduct that is included in this coaches' packets. Please have a brief meeting with your parents at the start of the season to let them know what to expect and what is expected of them. There will be a zero-tolerance policy for disrespect to coaches, officials, children, parents, or PARD staff during the volleyball season.

VOLLEYBALL COACH ON-COURT/PRACTICE ADVICE

- ★ The #1 Rule is..... We are here to have FUN and learn volleyball
- ★ Don't just tell them, show them
- ★ Young people need models, not critics
- ★ Conduct yourself professionally—don't do anything you wouldn't approve of from them
- ★ Mention the goal or focus of the drill, if needed
- ★ Always end the drill on a positive note
- ★ Build on strengths, rather than focus on weaknesses
- ★ Use positive, motivating words
- ★ Give them PLENTY of water, Fatigue is detrimental to learning
- ★ Refrain from using the word “don't”
- ★ Practice is for trying new things!
- ★ Create an environment where there is no fear of making a mistake
- ★ The skills that the coaches use should be at the High School level—high toss, readable actions, IQ, etc.
- ★ Speak to each player at least once every day—not just the superstar
- ★ Never set limits on your players
- ★ Ask questions instead of dictating to enhance learning
- ★ Teach something beyond them—life lessons

COACHES EXPECTATIONS

- Establish clear communication with parents and players. It is important to keep them informed of schedules and any changes made to schedules.
- Be on time and reliable.
- Ensure that players receive fair playing time.
- Provide a safe and fun environment for the participants.
- Make sure any/all injury reports are filled out and turned in immediately.
- Communicate positively.
- You are responsible for the players until they are turned over to the parents or guardians before leaving the park. **DO NOT** leave till ALL players have been picked up by the parents/guardian.
- Adhere to policies and rules of the league and PARD.
- Wear your coaches' shirts at all games. This not only identifies that you are the coach but shows your players that you are part of the team and support them.
- You are responsible for maintaining equipment and turning it back in at the end of the season.
- Keep practice and game areas clean. Make sure players have picked up their trash and placed it in the trash receptacles located throughout the park.
- At no time are you to get into an altercation in front of the players with parents, officials, or fans.
- Encourage good sportsmanship, fair play, and ethical conduct.
- Emphasize skill development and practices and how they benefit my child over winning. I will also de- emphasize games and competition in the lower age groups.
- Coaches are expected to follow all Covid-19 guidelines that are in place during the volleyball season. As well as all state and local mandates!

COACHES' CODE OF ETHICS

- Always remember that kids participate for pleasure, enjoyment and winning is only part of the fun.
- Never use negative ridicule or yell at children for making a mistake or not winning.
- Be considerate and reasonable in your demands on kid's time, energy and enthusiasm. Kid's sports are only one part of their busy lives.
- Always operate within the code of conduct, rules and fair spirit of your sport and instruct the kids to do the same.
- Always ensure that the time kids spend with you as a coach is a positive experience. All kids are deserving of equal attention and opportunities.
- Try to avoid overplaying the talented more skillful kids.
- Ensure that sporting equipment and facilities meet safety standards and are appropriate to the age and ability of all players.
- Display control, respect, and professionalism to all involved within the sport. This includes opponents, coaches, officials, administrators, the media, parents, and other spectators. Encourage players to do the same, be a great role model.
- Always show concern toward sick and injured players. Follow the advice of a trained medical trainer when determining whether an injured child is ready to recommence training and competition.
- Where appropriate obtain qualifications and keep up to date with the latest coaching practices and the latest principles of growth and development of children.
- Any physical contact with a child should be appropriate to the situation and necessary for the player's skill development or medical care.
- Respect the rights of all participants regardless of their gender, ability, cultural background, or religion.

Miscellaneous

Safety

It is the goal of PARD Youth Sports in conjunction with each team's coach to provide a safe environment to play and enjoy the game of volleyball. If any unsafe act or situation is observed during any practice or game, coaches must report to their league officer(s).

Disciplinary Action

Coaches must sign a Code of Conduct that prevents, among other things, alcohol or tobacco usage in the presence of players; foul or abusive language; violent play or physical abuse; unsportsmanlike conduct of any kind. The PARD Discipline Committee will take disciplinary action regarding any infraction. Before any action can be taken, PARD must receive a written complaint. Depending on the severity of the infraction, a coach may receive a warning, suspension or expulsion from the league and possibly other PARD Youth Sports leagues.

Each coach is expected to demonstrate good sportsmanship and set the tone for parent and player attitude and behavior. Persistent arguing with and badgering of the referees is unacceptable behavior and carries significant consequences:

- Any coach, player, or spectator ejected from the game must leave the gym completely.
- Any ejected coach, player, or spectator is suspended for the next game as well.
- Any coach or player ejected from multiple games will be suspended for the remainder of the season.
- Coaches are responsible for their fans and can be penalized for their behavior.

Coach Conduct

- No alcohol, drug, or tobacco usage.
- No use of foul or abusive language.
- No violent play or physical abuse.
- No unsportsmanlike conduct.
 - Coaches will not harass, intimidate, or abuse any player, parent, scorekeeper, referee, fan, or league volunteer either verbally or physically at any time.
 - Violations of the Code of Conduct will result in the loss of coaching privileges for a period to be determined by the Recreation Disciplinary Committee.
 - Coaches must sign a code of conduct form and have a completed application on file prior to the season beginning.

1st offense – Warning

2nd offense – 1 game suspension

3rd offense – Coaching is revoked

SECTION A: BASIC VOLLEYBALL RULES

1. Six (6) players are allowed on the floor at any one time.
 - a. Players are positioned with three (3) in the front row and three (3) in the back row.
 - b. Players are allowed to move to a predetermined position (switching) after the serve. The front players must remain in the front row and the back row players must remain in the back row.
2. **Rally-Point Scoring:** Points are made on every serve for the winning team of a rally no matter which team served the ball.
 - a. After each side out, the serving team must rotate clockwise so there is a new server coming from the right front position.
3. **Matches are played 2 out of 3 sets. Teams will stay on the same sides through the whole match.**
 - a. 3-set matches are 2 sets to 25 points and the third set to 15.
 - b. Each set must be won by two points.
 - c. The winner is the first team to win 2 sets.
 - d. If the match exceeds 55 minutes, the team with the most points will win. (extremely rare circumstance)
4. **Timeouts:** Each team is allowed two (2) 30-second timeouts per set. Exceptions will be made for the 7-9 year-old division.
 - a. A timeout cannot be requested while the ball is in play.
 - b. A timeout cannot be called immediately following a replay.
 - c. You must signal to the head referee by making a "T" shape with both hands.
5. **Violations and Rules:**
 - a. A ball hitting a boundary line is in. Coaches are allowed to call the ball in or out in the middle of a rally.
 - b. The ball may be played off the net during a volley and on a serve.
 - c. Maximum of three (3) hits per side, a block-touch is not included in the touch count.
 - i. A player may not hit the ball twice in succession, except for a block-touch.
 - d. It is **legal** to contact the ball with any part of a player's body, including the feet.
 - e. It is **illegal** to catch, hold or throw the ball.

- i. Two hand open/palm hits (underhand or overhand) or throwing hits will be called on all age levels.
 - ii. One hand is legal as long as the ball does not come to a rest.
 - iii. 7-9 division will be called more liberally (referee judgment)
 - iv. 10-17 division will be called tighter with overhand sets (brief contacts with finger pads)
- f. It is illegal to block or attack a serve from on or inside the 10-foot line.
- i. The serve on any team can net serve.
- g. Jewelry or long nails are not allowed for safety reasons.
- h. Any ball touching an obstruction of the opponent's side is considered out-of-bounds.
- i. Any ball touching the ceiling on your playing side is considered playable.
 - ii. Any ball touching the ceiling but returning to the opposite playing side is considered out-of-bounds.
 - iii. Any ball touching the floor completely outside the court, is considered out-of-bounds.
 - iv. Any ball touching a basketball goal will be left up to the up referee as to whether it being out of bounds or a replay.
6. **Obstructions:** Any ball touching an obstruction (basketball hoop, poles of the net, antenna, ceiling, referee stands, net or cables outside the antenna, etc.) of the opponent's side is considered out-of-bounds. Any ball touching the ceiling on your playing side is considered playable. A ball that touches the net but continues to the opponent's side is permitted.
7. **Substitutions:**
- a. 12 subs per set. A for B is one sub. B for A is another sub. If A goes in for B, B must go back in for A.
 - b. Each sub must notify the referee and scorekeeper before subbing to make sure the sub is legal.
 - c. NO FREE SUBBING IS ALLOWED!

SECTION B: AGE DIVISION RULES

Ages 7-9 year old coed division:

- A. An automatic side out occurs after a team has scored three (3) consecutive points while serving.
- B. Serving line is adjusted for age.
- C. Volley lite ball is used.
- D. Net height will be adjusted.
- E. All participants will be in the age division according to their age, unless decided otherwise by the PARD Volleyball Board.
- F. All volunteers must be 18 & up to Head Coach in this league.

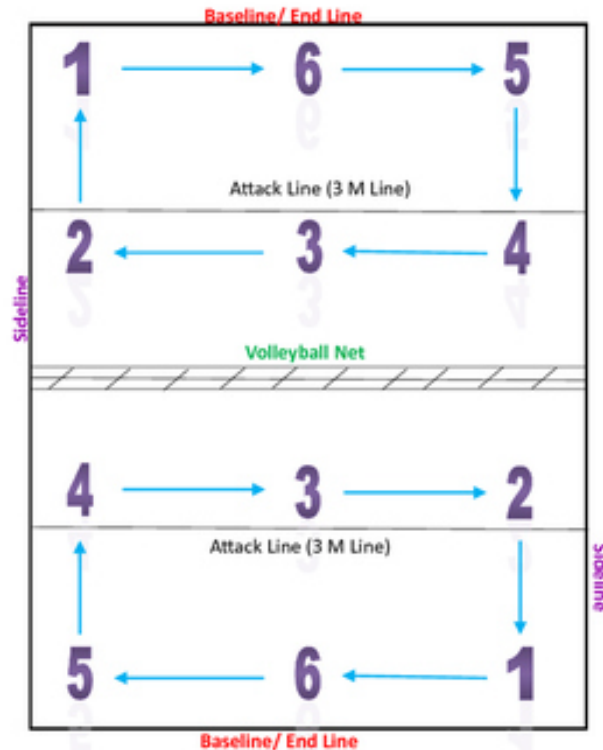
Ages 10 – 12 year old coed division:

- A. An automatic side out occurs after a team has scored five (5) consecutive points while serving.
- B. Serving line is adjusted for age.
- C. Volley lite ball is used.
- D. Net height will be adjusted.
- E. All participants will be in the age division according to their age, unless decided otherwise by the PARD Volleyball Board.
- F. All volunteers must be 18 & up to Head Coach in this league.
- G. When needing to pick up players, you must pick up from the 7-9 division.

Ages 13 – 17 year old coed(up to age 14) division:

- A. All rules apply, including server rules. The server will continue to serve until their serve is broken.
- B. All participants will be in the age division according to their age, unless decided otherwise by the PARD Volleyball Board.
- C. All volunteers must be 21 & up to Head Coach in this league.
- D. When needing to pick up players, you must pick up from the 10-12 division.

ADDITIONAL PARD VOLLEYBALL RULES



- **EVERY** player must get playing time on the court as equal as possible.
- Players rotate before each new server on their team.
- Decisions based on the referees/official's judgments are not to be protested by players, coaches, or parents/fans. This can result in game forfeiture, or a player being ejected or suspended from the games.
- **Referee/Official will have the final call on plays. Questionable calls can result in a replay with no points added.**
- All concerns or issues during play should be addressed with officials immediately during the game.
- Once the official blows the whistle for the server to serve the ball into play, there will be absolutely NO taunting, talking or noise making of any kind to distract the server during the time the player has to make their serve.

VOLLEYBALL PENALTY CARDS FOR COACHES AND PLAYERS

Penalty cards may be issued for the following:

1. Unsportsmanlike conduct or taunting.
2. Vulgar language or gestures.
3. Arguing or aggression with officials, scores table, line judges or opposing team.
4. Delay of game.
5. Lack of proper communication with officials.
6. Illegal substitutions.

Order of issuing penalty cards:

1. A yellow card
2. A red card

THE YELLOW CARD

The yellow card serves as a warning for a player or coach.

They will often occur after a team has been given a verbal warning for misconduct earlier in the game. Yellow cards will typically be shown in between points as there is no penalty for a yellow card. If a player or coach has received a yellow card, the referee will blow the whistle and raise a yellow card in the air, indicating who it was given to. Scorekeepers must keep notes of this in the note section of the scoresheet.

THE RED CARD

If a player or coach continues to display unsportsmanlike conduct following the issuance of a yellow card, they will be shown a red card. If an instance is deemed extreme or unnecessary, the referee may issue a red card upon the first violation. If a player or coach receives a red card, the point will immediately end and service and a point will be awarded to the opposing team.

If conduct continues, officials may hold up a second red card for signifying the disqualification of players or coaches. At that time, those who are in violation will be ejected from the game.

VOLLEYBALL TERMINOLOGY

Ace: A serve that is not returned by the opponent.

Assist: A set or a pass to a player that gets a kill.

Attack (Hit): A ball that a player hits overhand in an attempt to hit the floor.

Attacker (Hitter): A player who hits the ball.

Base: Defensive positions that the players on the team always return to.

Block: A defensive play in which a player contacts the ball with their hands above their head at the plane of the net to stop or slow down their opponent's hit.

Dig: A defensive play used to keep the opponent from getting a kill.

Down Ball: An overhand attack where the player does not leave their feet.

Dump: An attack, typically performed by the setter, that sends the ball over on the second contact to an open area of the court.

Free Ball: A ball that comes slowly (usually off a pass) over the net. The offensive team wants to take advantage of this and make an attack.

Kill: A hit that results in an immediate point (can be off some passes and sets occasionally).

Match: A volleyball contest, consisting of individual sets.

Pass: A way to deliver the ball to a teammate by using the forearms.

Rally: When the volleyball goes back and forth on both sides of the net.

Serve: The way to start each point. A player contacts the ball (underhand or overhand) from behind the end line.

Set (Game): 3 sets make up a match in club volleyball.

Set (Overhand pass): An overhand two-handed pass used to deliver the ball to the hitter.

Setter: The person that delivers the ball to the hitters (typically the second ball).

Side-Out: When the team that was receiving the ball wins a rally and then becomes the serving team.

Substitution: When one player replaces another player on the court. There is a limit allowed per set.

OFFICIAL'S SIGNALS

Foot Fault: Called when the server steps over the end line before contacting the ball.

Signal: Line Judge waves arm/flag to notify Referee.

In: Called when the ball lands on or inside the court lines.

Signal: Line Judge holds both hands down towards the ground.

Out: Called when the ball lands outside the court lines.

Signal: Line Judge holds both hands upwards towards face.

Touch: Called when the ball touches a player before going out of bounds.

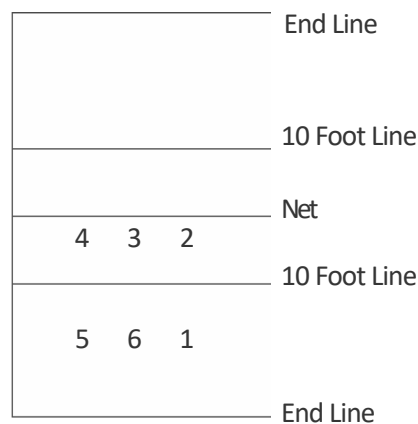
Signal: Line Judge holds one arm upwards towards the face and swipes the other hand towards the ceiling.

Double Hit: Called when one player contacts the ball twice in a row. This often is called during an attempt to set when it bobbles from one hand to another.

Signal: Referee holds up 2 fingers.

Four Hits: Called when a team uses more than 3 contacts to send the ball over.

Signal: Referee holds up 4 fingers.



POSITIONS IN VOLLEYBALL

Outside Hitter: Plays the left front position. Hits and defends. Helps the middle blocker, blocks the opposing team's right-side hitter and middle blocker

Middle Blocker: Plays in the middle front position. Middle Blocker is a key defensive position. Blocking is important for this position as they block all positions on the opposing team. This player often runs quick hits off the setter.

Right side Hitter: Plays the right front position. Hits and defends. Helps the middle blocker out by blocking the opposing team's outside hitter. Back up to the setter if the setter takes the first ball.

Setter: Similar to the quarterback in football. Gets the second ball and sets it to a hitter for an attack.

Defensive Specialist: A player that specializes in defense. Plays in the back row and defends attacks from the opposing team.

Libero: A defensive specialist who cannot attack or set the ball in front of the 10-foot line. This player wears a different color jersey and does not count for substitutions.

PLAYOFFS / ALLSTARS / CHAMPIONSHIP RULES:

Play

to

win!!!!